


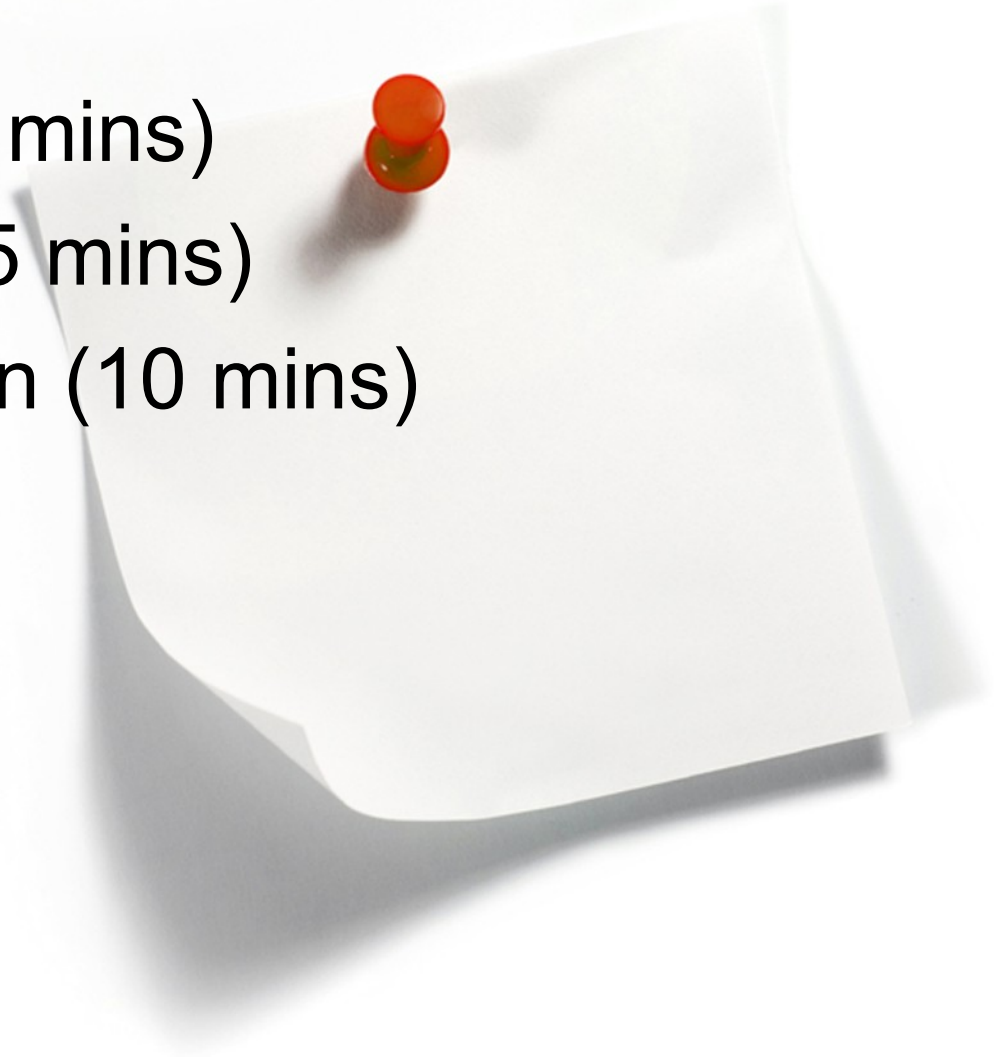
# Eagle City Pre-Council Meeting

## Eagle Bike Park Discussion

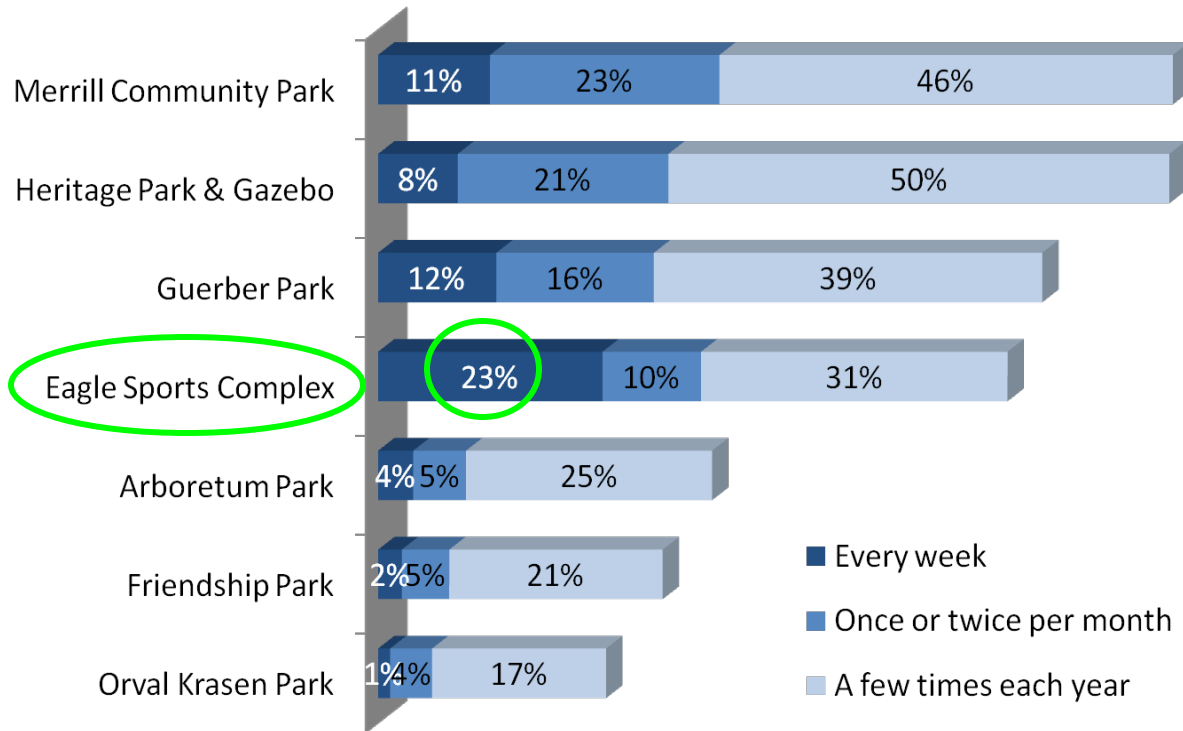


# Agenda

- Introductions (5 mins)
- Presentation (15 mins)
- Open Discussion (10 mins)

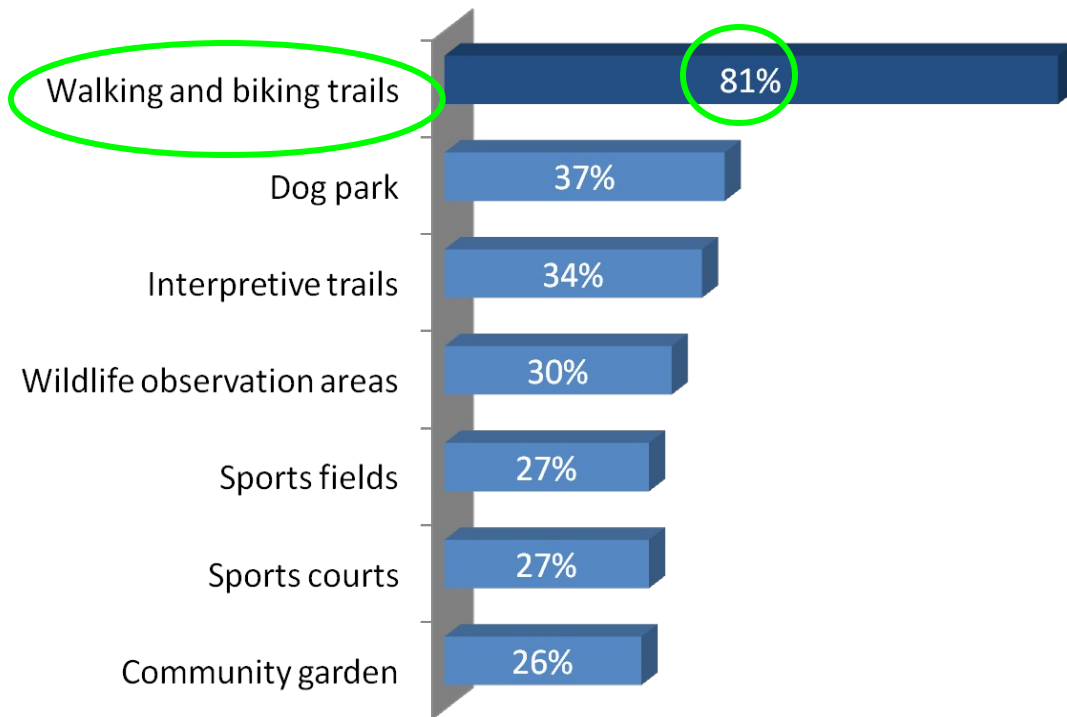


# Eagle Sports Complex is Popular



- The Eagle Sports Complex Users are Passionate!
  - 4<sup>th</sup> used park in Eagle
- Most importantly, on a weekly basis, it is used 2X than the top 3 parks!
  - Survey taken before the BMX track installed

# New Trail Development is the Top Citizen Priority



Q: Which park amenities would you like to see Eagle develop over the next 5 years?

- Citizens overwhelmingly would like to see more trails developed over the next 5 years
  - More than 2X any other option

# Survey Says....

## Strong support for new walking and biking trails

Specifically...

- ❖ Create new pathways that connect our existing trails and parks
- ❖ Improve existing trails to be more user-friendly for outdoor recreation and commuting



# Industry Benchmarks

- We compared Eagle Bike Park vital statistics against the most prominent bike parks\* in the western US
  - Study each park's....
    - Support population
    - Miles of trails
    - Acreage
    - Initial investment
    - Maintenance budgets
    - Funding model
- Eagle Bike Park is a rare gem indeed....



# The Eagle Sport Complex Profile

- Largest concentration of trails in the City of Eagle
  - Largest City Park
    - 180 acres, largest by far
  - Multi-use
    - Walking, Hiking, Running, Biking, Skateboarding and Horseback Riding
  - Multi-discipline cycling venue
    - BMX, Cross Country, Cross Bike, Free Ride, Downhill and Road
  - Large Capacity
    - 12 miles of trails
    - 13 unique trails
  - Room for more!



# Trail Users are Diverse

- Dog Owners
- Horse Owners
- Hikers
- Walkers
- Trail Runners
- Cyclists
  - 93 members of BAMBA dedicated to biking trails



# Industry Benchmarks

## Population

Name	Location	Population
Calabazas Park	San Jose, CA	973,615
Colonnade Bike Park	Seattle, WA	604,722
Woodward Bike Park	Fresno, CA	485,604
Valmont	Boulder, CO	95,995
<b>Eagle Bike Park</b>	Eagle, ID	<b>18,794</b>
Duthie Hill	Issaquah, WA	14,050
Green River Bike Park	Green River, WY	12,413
Trailside	Park City, UT	8,708
<b>Ave</b>		<b>276,737.6</b>

- Eagle is one of the smaller cities to have a bike park
  - Eagle, Issaquah and Park City are industry leading small cities because of their progressive biking venues

# Industry Benchmarks

Miles of Trails

Name	Location	Miles of Trails
Eagle Bike Park	Eagle, ID	12
Duthie Hill	Issaquah, WA	7
Valmont	Boulder, CO	5
Woodward Bike Park	Fresno, CA	3
Trailside	Park City, UT	2
Colonnade Bike Park	Seattle, WA	2
Green River Bike Park	Green River, WY	1
Calabazas Park	San Jose, CA	1
Ave		4.1

Park Acres

Name	Location	Acres
Eagle Bike Park	Eagle, ID	180
Duthie Hill	Issaquah, WA	120
Valmont	Boulder, CO	40
Trailside	Park City, UT	12
Woodward Bike Park	Fresno, CA	10
Green River Bike Park	Green River, WY	4
Colonnade Bike Park	Seattle, WA	3
Calabazas Park	San Jose, CA	3
Ave		46.4

- Eagle Bike Park is the market leader!
  - 3X larger than the average bike park in terms of trail miles
  - Almost 4X larger than the average bike park in terms of acreage

# Industry Benchmarks

## Investment Per Mile

Name	Location	Miles of Trails	Investment	Per Mile
Woodward Bike Park	Fresno, CA	3	\$984,000	\$328,000
Valmont	Boulder, CO	5	\$1,200,000	\$240,000
Colonnade Bike Park	Seattle, WA	2	\$275,000	\$137,500
Duthie Hill	Issaquah, WA	7	\$450,000	\$64,286
Trailside	Park City, UT	2	\$90,000	\$45,000
Calabazas Park	San Jose, CA	1	\$20,000	\$20,000
Green River Bike Park	Green River, WY	1	\$20,000	\$20,000
<b>Eagle Bike Park</b>	Eagle, ID	12	<b>\$160,000</b>	<b>\$13,333</b>
<b>Ave</b>		<b>4.1</b>	<b>\$399,875</b>	<b>\$108,515</b>

- Eagle Bike Park (EBP) was created with the lowest investment per mile  
 – \$13k vs. \$108K (Ave)

# Industry Benchmarks

## Maintenance Per Mile

Name	Location	Miles of Trails	Yearly Maintenance	Per Mile
Calabazas Park	San Jose, CA	1	\$63,000	\$63,000
Valmont	Boulder, CO	5	\$150,000	\$30,000
Trailside	Park City, UT	2	\$15,000	\$7,500
Ridge to Rivers System	Boise, ID	130	\$285,000	\$2,192
Duthie Hill	Issaquah, WA	7	\$14,000	\$2,000
Colonnade Bike Park	Seattle, WA	2	\$3,000	\$1,500
<b>Eagle Bike Park</b>	Eagle, ID	12	<b>\$2,000</b>	<b>\$167</b>
<b>Ave</b>		<b>22.7</b>	<b>\$76,000</b>	<b>\$15,194</b>

- EBP has the smallest maintenance budget of any park analyzed
  - \$167 vs. \$15K (Ave)
  - Ridge to Rivers spends about \$2200 per mile compared to EBP of \$167

# Industry Benchmarks

## Maintenance Model

Name	Location	Miles of Trails
Calabazas Park	San Jose, CA	City
Trailside	Park City, UT	City
Green River Bike Park	Green River, WY	City
Valmont	Boulder, CO	City
<b>Colonnade Bike Park</b>	Seattle, WA	Volunteers County
Duthie Hill	Issaquah, WA	County
<b>Eagle Bike Park</b>	Eagle, ID	Volunteers
Woodward Bike Park	Fresno, CA	City



- EBP's maintenance model to date is non-industry standard
  - **75%** of the surveyed parks are maintained by local governments
  - Colonnade is a corner case
    - Located under an underpass, protected from the weather
    - Only 2 mile of trails on 3 acres of land with a support population of 600K
  - EBP is the polar opposite
    - Largest park with 180 acres and 12 miles of trails with a support population of 18K
    - No protection from the elements

# Past Biking Community Investments

- Volunteer Hours Donations (Sweat Equity)
- Biking Community Donations
- SWIMBA
- 6 Eagle Scout Projects
- Bikes Belong Grant
- REI Grant
- LOWES Grant
- Treasure Valley Bike Shops (Donations in Kind)
- Tates Rents (Equipment)
- 4 Movie Reel Theater Fundraisers
- Garhard Borbonus Landscaping
- Wild Rockies Racing
- YMC Inc.
- Membership Drives
- Craig Parker
- Gingerich Site and Underground
- Idaho Power
- **Total**



\$165K  
 \$100K  
 \$20K  
 \$12K  
 \$10K  
 \$10K  
 \$10K  
 \$8K  
 \$3K  
 \$3K  
 \$3K  
 \$2.5K  
 \$2K  
 \$2K  
 \$1K  
 \$750  
 \$300  
**\$353K**

# Biking Community – Local Government Joint Initiatives

- Successes

- Formed an IMBA chapter

- BAMBA

- Continued Morale Support (M. Huffacker / M. Echeita)

- Much appreciated!


- Unfinished Business

- Land use agreement (Target—11/10)

- Spraying pre and post emergent (Target— 5/11)

- Weed control (Target—6/11 to 7/11)

- Sustainable maintenance model (TBD)



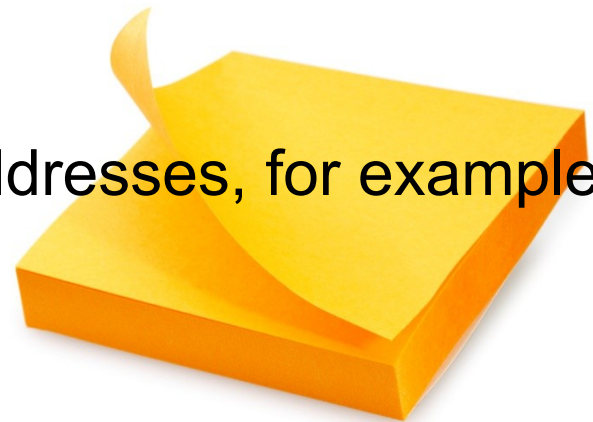
# Future Funding Options

- Grants
  - The city could apply for grants to underwrite new trail development
    - BAMBA has been successful in doing this in the past
- Fundraising
  - Once lease agreement is signed, city could partner with several events companies to do joint fund raising events
    - BAMBA would be more than happy to assist in lining up some potential fund raising partnerships
- Matching Funds
  - Go to the community with matching fund proposal
    - BAMBA is aware of several opportunities for potential matching fund donors
- Pass a levy
  - The county that manages Duthie Hill in Issaquah, WA was successful in doing this
- Re-allocation from other funding sources
  - As the 4<sup>th</sup> busiest park, funding theoretically should be the average of Guerber and Arboretum park
    - Especially given the citizens priority of more and improved biking trails



# Recommendations

- Fund the trails at the Eagle Sports Complex appropriately
  - Commensurate with its usage
  - The citizen's needs the park addresses, for example:
    - \$10K (2012)
    - \$20K (2013)
    - \$30K (2014)
- Hire professional trail maintenance capabilities
  - Experienced building and maintaining trails
- Partner with BAMBA where it makes sense
  - Partner with others when it makes sense as well



# Final Thoughts

- Eagle City is on the right track, in good company with progressive...
  - Small cities like Issaquah and Park City
  - Large cities like Boulder, San Jose and Seattle
- Eagle City is on the cusp—needs to choose an “all in” strategy
  - Don’t have a lot of time...the forces of nature will work tirelessly to reclaim the land
  - Do the right thing and the citizens will thank you!



# Open Discussion

